

# SF BEST VALUE SERIES

*Sound Reinforcement Speakers*

*The SF Best Value Series includes 8-inch, 10-inch, 12-inch, 15-inch full-range speakers including active and passive models, and 12-inch and 15-inch active molded subwoofers.*

## ***Superlux***<sup>®</sup>

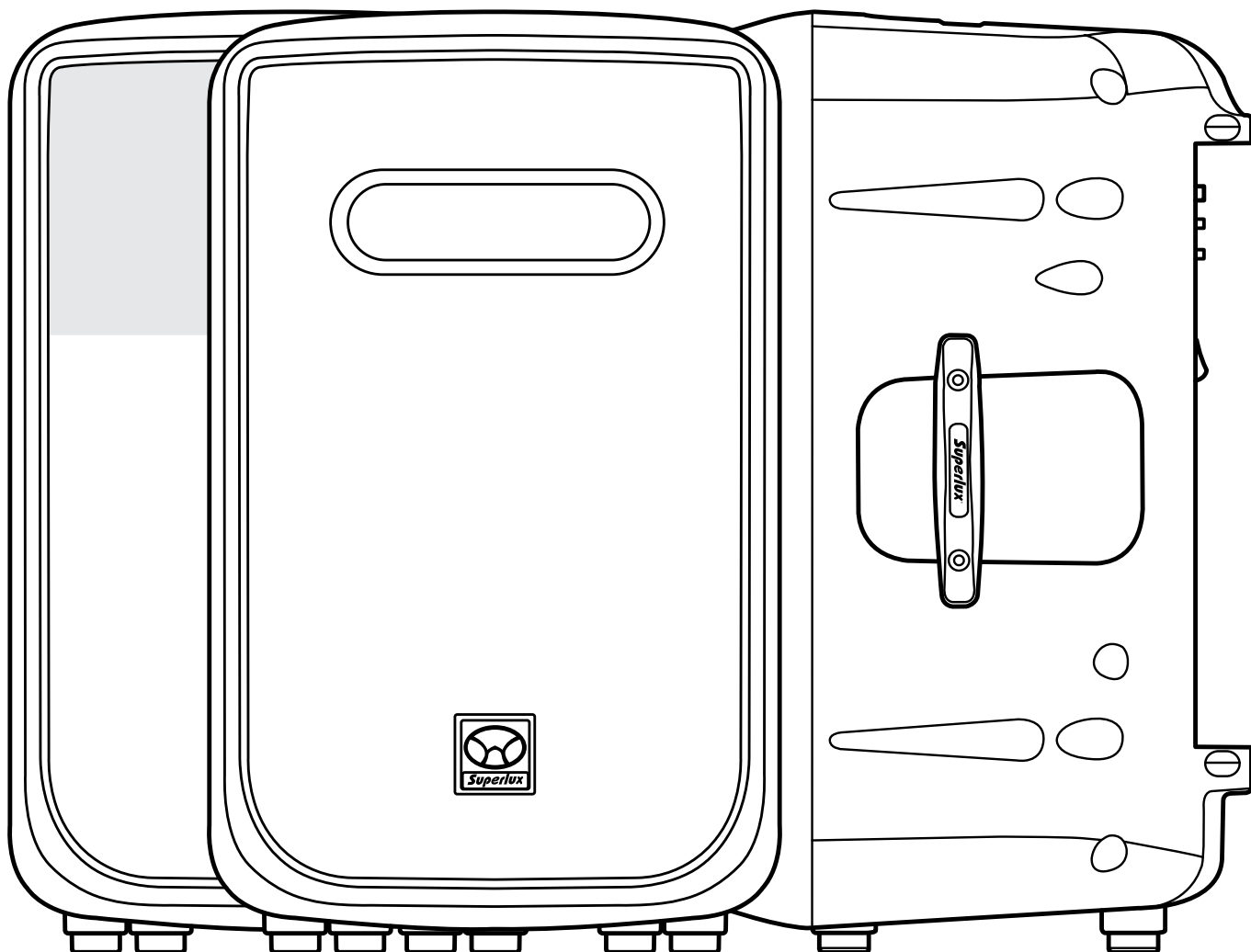
***Manufacturing & logistics***

Superlux Enterprise  
Development(Shanghai)Co., Ltd.  
Marketing and sales

***Superlux Taiwan***

+886-2-26931323  
sales@superlux.com.tw  
support@superlux.com.tw

[www.superlux.com.tw](http://www.superlux.com.tw)



# SF BEST VALUE SERIES

Sound Reinforcement Speakers

The SF Best Value Series includes 8-inch, 10-inch, 12-inch, 15-inch full-range speakers including active and passive models, and 12-inch and 15-inch active molded subwoofers.

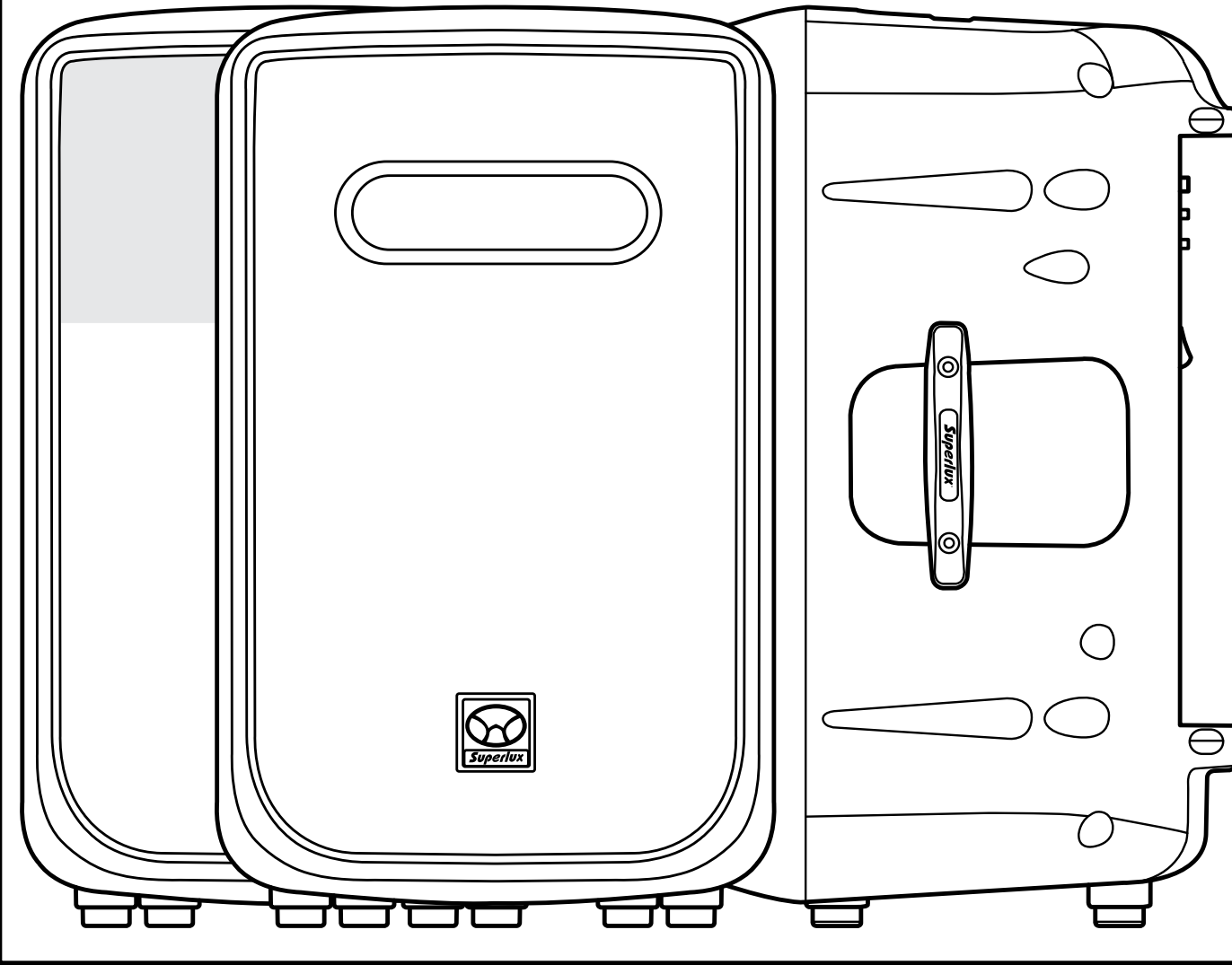
## Superlux®

Manufacturing & logistics

Superlux Enterprise  
Development(Shanghai)Co., Ltd.  
Marketing and sales

Superlux Taiwan  
+886-2-26931323  
sales@superlux.com.tw  
support@superlux.com.tw

www.superlux.com.tw



# SF BEST VALUE SERIES

## Specifications

### Common Features

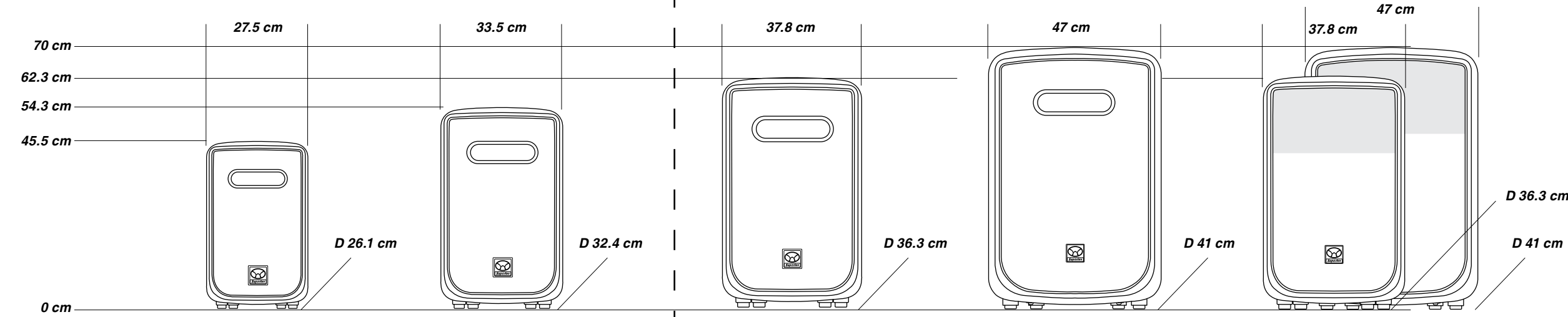
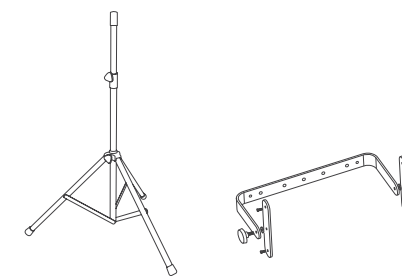
- Both passive and active versions are available in the SF series
- High sensitivity long-throw low frequency transducer provides incredibly deep bass and acoustic power
- High-output precision titanium compression driver
- Molded composite cabinet is lightweight for ultimate portability
- Ergonomically shaped handles for easy carrying and setup
- 45 and 55 degree angles for aiming up toward performers when used as a floor monitor
- Ultra-wide, smooth sound dispersion
- Additional link output allows linking of additional speakers to the system
- Flyable, pole mountable, floor wedge-able, stackable and wall mountable

### Full-range active models plus

- 2-way bi-amplified, optimized active speaker system
- Integrated signal processor for ultimate system control and speaker protection
- Extremely low noise Mic/Line input with volume control and LED clip indicator
- Dedicated 2-band EQ for perfect sound adjustment

### Optional Accessories

SPS410B Tripod Stand  
U-bracket mounting kit



Passive Speaker	SF8 8-inch Passive Speaker	SF10 10-inch Passive Speaker
Power Handling RMS/Peak	600W / 600W	600W / 600W
Rated Impedance	8 Ω	8 Ω
Sensitivity @1W/1m	93 dB SPL	94 dB SPL
Max. Peak SPL	121 dB SPL	122 dB SPL
Protection	Internal overload Lamp on HF driver	Internal overload Lamp on HF driver
Connectors	1x Speakon-style + 1x 1/4"	1x Speakon-style + 1x 1/4"
Net Weight	6.2 kg (13.6 lbs)	8.4 kg (18.5 lbs)

Active Speaker	SF8A 8-inch Active Speaker	SF10A 10-inch Active Speaker
Power Handling RMS/Peak	200W / 600W	200W / 600W
Rated Impedance	8 Ω	8 Ω
Sensitivity @1W/1m	93 dB SPL	94 dB SPL
Max. Peak SPL	121 dB SPL	122 dB SPL
Protection	Internal overload Lamp on HF driver	Internal overload Lamp on HF driver
Connectors	1x Speakon-style + 1x 1/4"	1x Speakon-style + 1x 1/4"
Net Weight	6.2 kg (13.6 lbs)	8.4 kg (18.5 lbs)

Specifications: Passive Version		
Model No.	SF8	SF10
Power Handling RMS/Peak	150 W / 600 W	150 W / 600 W
Rated Impedance	8 Ω	8 Ω
Sensitivity @1W/1m	93 dB SPL	94 dB SPL
Max. Peak SPL	121 dB SPL	122 dB SPL
Protection	Internal overload Lamp on HF driver	Internal overload Lamp on HF driver
Connectors	1x Speakon-style + 1x 1/4"	1x Speakon-style + 1x 1/4"
Net Weight	6.2 kg (13.6 lbs)	8.4 kg (18.5 lbs)

Specifications: Active Version		
Model No.	SF8A	SF10A
LF Power Amp	100 W RMS (Class D); 160 W peak	100 W RMS (Class D); 160 W peak
HF Power Amp	25 W RMS (Class AB); 40W peak	25 W RMS (Class AB); 40W peak
Input Sensitivity	Line: 1.23 V (+4 dBu)	Line: 1.23 V (+4 dBu)
Max. Peak SPL	120 dB SPL	121 dB SPL
Crossover Frequency	2.4k Hz	2.4k Hz
EQ or HPF	12k Hz / ±15dB, 80 Hz / ±15dB	12k Hz / ±15dB, 80 Hz / ±15dB
Input Impedance	Line: 20k Ω Mic: 2k Ω	Line: 20k Ω Mic: 2k Ω
Connectors	Input: XLR3F + 1/4" Loop Through: XLR3M	Input: XLR3F + 1/4" Loop Through: XLR3M
AC Connector	Male IEC	Male IEC
Indicators	Rear: Power-Green; Overload-Red	Rear: Power-Green; Overload-Red
Power Requirement	115V / 60 Hz 230V / 50 Hz	115V / 60 Hz 230V / 50 Hz
Net Weight	8 kg (17.6 lbs)	10.2 kg (22.5 lbs)

Common Specifications		
Type	8-inch, two-way	10-inch, two-way
Frequency Response (-10 dB)	62 Hz - 20k Hz	60 Hz - 20k Hz
Driver	LF: L8G Ferrite driver, 8" (20.3 mm) HF: H25G, 1" (25.4 mm)	LF: L10G Ferrite driver, 10" (25.4 mm) HF: H25G, 1" (25.4 mm)
HF Horn Coverage Angles	90°x45° (HxV)	90°x45° (HxV)
Angles for floor Monitor	45° & 55°	45° & 55°
Mounting Method	Integral 1 3/8" Pole Mount Receptacle	Integral 1 3/8" Pole Mount Receptacle
Suspension	4xM8 (2 on top, 2 on bottom)	5xM8 (2 on top, 2 on bottom, 1 on rear)
Enclosure Material	PP	PP
Finish	Black	Black
Dimensions (HxWxD)	45.5 x 27.5 x 26.1 cm 17.9 x 10.8 x 10.3 in.	54.3 x 33.5 x 32.4 cm 21.4 x 13.2 x 12.8 in.
Optional Accessories	SPS410B Speaker stand AX108 U-bracket mounting kit	SPS410B Speaker stand AX110 U-bracket mounting kit

SF12 12-inch Passive Speaker	SF15 15-inch Passive Speaker	SF12AS 12-inch Active Molded Subwoofer
Power Handling RMS/Peak	1200W / 1200W	500W / 1400W
Rated Impedance	8 Ω	8 Ω
Sensitivity @1W/1m	96 dB SPL	96 dB SPL
Max. Peak SPL	126 dB SPL	127 dB SPL
Protection	Internal overload Lamp on HF driver	Internal overload Lamp on HF driver
Connectors	1x Speakon-style + 1x 1/4"	1x Speakon-style + 1x 1/4"
Net Weight	17.7 kg (40 lbs)	21.2 kg (46.7 lbs)

SF12A 12-inch Active Speaker	SF15A 15-inch Active Speaker	SF12AS & SF15AS Active Subwoofer
Power Handling RMS/Peak	400W / 1400W	500 W RMS (Class D)
Rated Impedance	8 Ω	-
Sensitivity @1W/1m	96 dB SPL	96 dB SPL
Max. Peak SPL	126 dB SPL	128 dB SPL
Protection	Internal overload Lamp on HF driver	Internal overload Lamp on HF driver
Connectors	1x Speakon-style + 1x 1/4"	1x Speakon-style + 1x 1/4"
Net Weight	17.7 kg (40 lbs)	20.4 kg (44.9 lbs) / 23.8 kg (52.4 lbs)

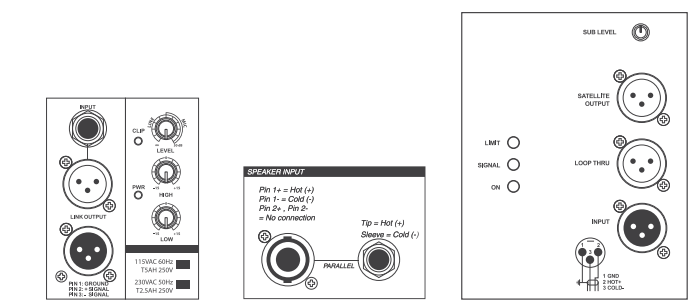
SF12	SF15	SF12AS & SF15AS Active Subwoofer
300 W / 1200 W	350 W / 1400 W	Professional active subwoofer speakers
8 Ω	8 Ω	500W(RMS) Class-D power amplifiers
96 dB SPL	96 dB SPL	High power long-throw low frequency transducer
126 dB SPL	127 dB SPL	Very compact and lightweight
Internal overload Lamp on HF driver	Internal overload Lamp on HF driver	Integral limit and protection circuitry
1x Speakon-style + 1x 1/4"	1x Speakon-style + 1x 1/4"	Volume control and XLR line level outputs for loop through and satellite output
17.7 kg (40 lbs)	21.2 kg (46.7 lbs)	Built-in active crossover

SF12A	SF15A	SF12AS / SF15AS
200 W RMS (Class AB); 320 W Peak	200 W RMS (Class AB); 320 W Peak	500 W RMS (Class D)
50 W RMS (Class AB); 80 W Peak	50 W RMS (Class AB); 80 W Peak	-
Line: 1.23 V (+4 dBu)	Line: 1.23 V (+4 dBu)	Line: 0.775 V (0 dBu)
125 dB SPL	124 dB SPL	128 dB SPL
2.4k Hz	2.4k Hz	100 Hz
12k Hz / ±15dB, 80 Hz / ±15dB	12k Hz / ±15dB, 80 Hz / ±15dB	-
Line: 20k Ω Mic: 2k Ω	Line: 20k Ω Mic: 2k Ω	Line: 23k Ω
Input: XLR3F + 1/4" Loop Through: XLR3M	Input: XLR3F + 1/4" Loop Through: XLR3M	Input: XLR3F Loop Through: XLR3M
Male IEC	Male IEC	Male IEC
Rear: Power-Green; Overload-Red	Rear: Power-Green; Overload-Red	Power-Green; Signal-Green; Limit-Red
115V / 60 Hz 230V / 50 Hz	115V / 60 Hz 230V / 50 Hz	115V / 60 Hz 230V / 50 Hz
20 kg (44 lbs)	23.5 kg (51.8 lbs)	20.4 kg (44.9 lbs) / 23.8 kg (52.4 lbs)

SF12	SF15	SF12AS & SF15AS Active Subwoofer
12-inch, two-way	15-inch, two-way	12-inch and 15-inch subwoofer
55 Hz - 20k Hz	52 Hz - 20k Hz	43 Hz -275 Hz / 40 Hz -275 Hz
LF: L12G Ferrite driver, 12" (305 mm) HF: H34G, 1.34" (34 mm)	LF: L15G Ferrite driver, 15" (381 mm) HF: H34G, 1.34" (34 mm)	SF12AS: L12E Ferrite driver, 12" (305 mm); SF15AS: L15E Ferrite driver, 15" (381 mm)
90°x45° (HxV)	90°x45° (HxV)	-
45° & 55°	45° & 55°	45° & 55°
Integral 1 3/8" Pole Mount Receptacle	Integral 1 3/8" Pole Mount Receptacle	Integral 1 3/8" Pole Mount Receptacle
5xM8 (2 on top, 2 on bottom, 1 on rear)	5xM8 (2 on top, 2 on bottom, 1 on rear)	5xM8 (2 on top, 2 on bottom, 1 on rear)
PP	PP	PP
Black	Black	Black
62.3 x 37.8 x 36.3 cm 24.5 x 14.9 x 14.3 in.	70 x 47 x 41 cm 27.5 x 18.5 x 16.1 in.	SF12AS: 62.3 x 37.8 x 36.3 cm, 24.5 x 14.9 x 14.3 in. SF15AS: 70 x 47 x 41 cm, 27.5 x 18.5 x 16.1 in.
SPS410B Speaker stand AX112 U-bracket mounting kit	SPS410B Speaker stand AX112 U-bracket mounting kit	SPS410B Speaker stand AX112/ AX115 U-bracket mounting kit

Specifications are subject to change without notice.

### Control and Connecting Panel:



Active Version  
SF8A, SF10A  
SF12A, SF15A

Passive Version  
SF8, SF10  
SF12, SF15

Active Subwoofer  
SF12AS, SF15AS

### THE PORTABLE SOUND FOR EVERYONE, EVERYWHERE

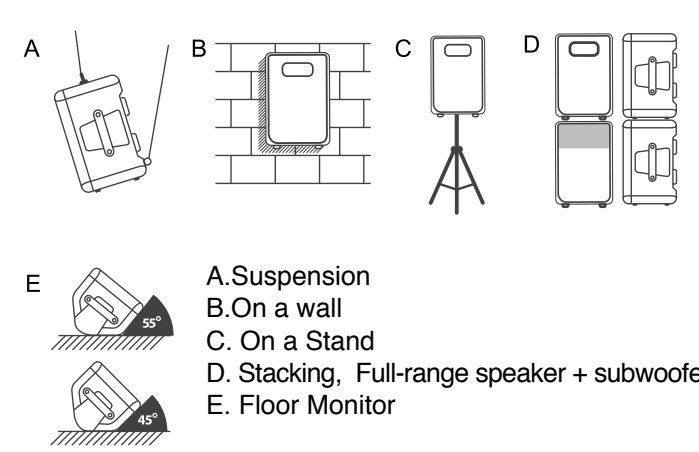
The SF series is a molded active 3-way speaker system, bringing a totally different experience in portable sound. Light weight and compact, yet presenting a really robust sound to your audience, the SF series can satisfy your every live event portable sound requirement.

### A GOOD CHOICE FOR FLOOR MONITOR OR SIDE-FILL

There is a need for more affordable loudspeakers for use as a side-fill or floor monitor in a bigger sound reinforcement loudspeaker system. For example, while using the SF Flagship Series like SF115A or SF112A speaker as the main speaker system, you can use the SF Best Value series as a side-fill or floor monitor for the best value.

### DESIGNED FOR PERFORMANCE

The SF series has been carefully designed from the ground up to ensure that all of the necessary components for a portable system will work together in the most efficient manner, not only providing increased performance levels but also reliability. These design improvements have extended also into the construction of the speakers, making them sturdier than ever and tough enough to handle the impacts incurred by road use. The SF series will satisfy the demand by professional users for a 3-way loudspeaker system that is light weight, portable and tough while also delivering superior sound quality.



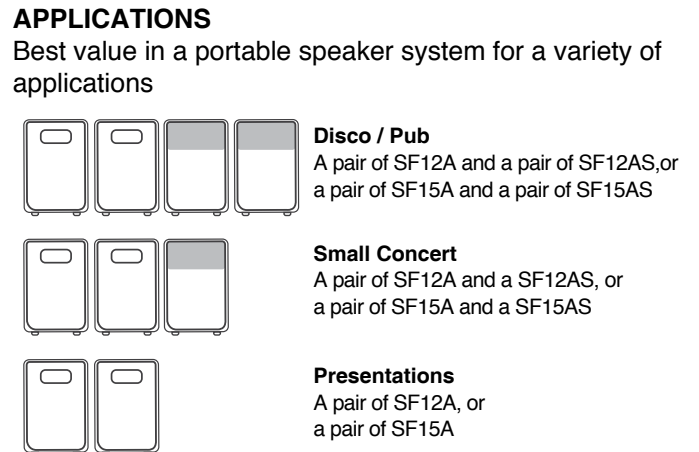
# SF BEST VALUE SERIES

## Description

**RELIABILITY**  
All Superlux loudspeakers must endure extremely tough testing, including an overload test, to ensure years of reliable service. Built-in HF and LF protective circuitry and an extremely rugged composite enclosure with metal grille ensure that all Superlux loudspeakers can withstand the rigors of road abuse.

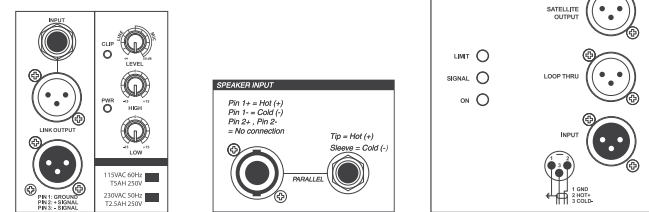
**EASY TO HANDLE**  
The SF series has been designed for maximum ease in handling from storage to the back of your car to the gig or the stage. Through careful modeling and real-life testing, handle locations have been positioned at the exact balance points, ensuring easy handling when carrying these speakers. The molded cabinets have one handle on top and one handle on the side, making it equally easy to place the loudspeaker on a tripod stand or into the back of your car.

**VERSATILE PLACEMENT**  
The SF series is everything you could need in a versatile loudspeaker system. With enclosures that feature both 45 and 55 angle sides and flexible connectivity, these loudspeakers are equally useful either as a main speaker or a low-profile monitor. A standard pole mount socket with stabilizing screw and built-in non-slip rubber feet allow both secure stand mounting and free standing configurations. Integrated standard M8 suspension points, plus an optional wall mount kit, make these systems easy to install to suit most applications.



# SF 最高性價比系列

## 面板功能圖



- |                                     |                                  |                           |
|-------------------------------------|----------------------------------|---------------------------|
| 有源機種<br>SF8A, SF10A<br>SF12A, SF15A | 無源機種<br>SF8, SF10,<br>SF12, SF15 | 有源超低音音箱<br>SF12AS, SF15AS |
|-------------------------------------|----------------------------------|---------------------------|

## 移動式音響滿足每個人及每個地方

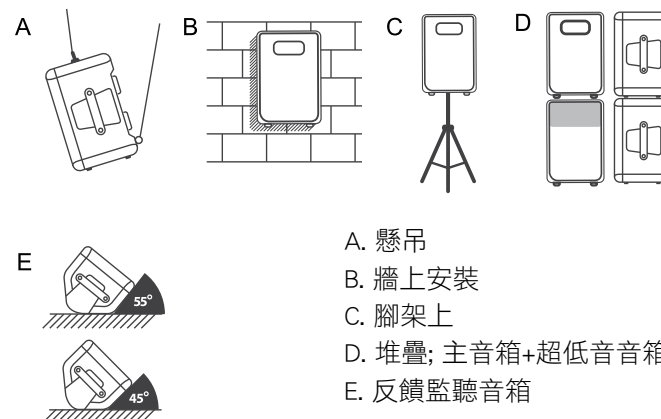
SF系列為有源三音路塑料音箱系統，帶給你不同凡響的全新體驗。重量輕卻強悍的音色，能展現大能量的低頻，滿足你每一個不可失誤的現場演出。

## 輔助型專業音箱的好選擇

在較大的音箱系統中，常需要輔助型的音箱來涵蓋主音箱涵蓋不到的死角區域或是作為舞台監聽音箱使用。例如，採用SF旗艦系列的SF115A或SF112A為主音系統，就可以使用本系列作為輔助音箱，來節省你的預算。

## 工藝的呈現

SF系列音箱是Superlux團隊精心策劃，專注於細節再細節地整合了所有移動式音響系統所需必要元件，而完成的結果。不僅聲音要撼動人心，結構上也要經得起經常搬運的撞擊。透過先進的工業及機構設計，再加上精挑細選的材質，實現了SF最高性價比系列三音路系統的整合，具備了重量輕、易於搬運、堅固及優越的音色。



## 系統應用

主音箱及超低音音箱透過不同的組合，可滿足不同場所的應用

## 舞廳

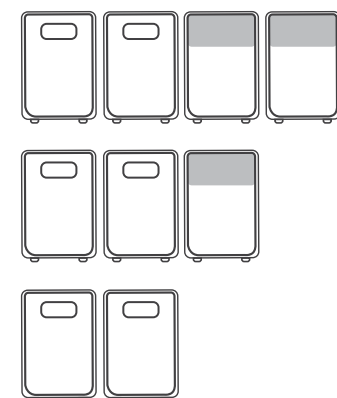
SF12A一對 + SF12AS一對  
SF15A一對 + SF15AS一對

## 小型演唱會

SF12A一對、SF12AS一支或  
SF15A一對、SF15AS一支

## 新品推薦發表會

SF12A一對或SF15A一對



## 共同特徵

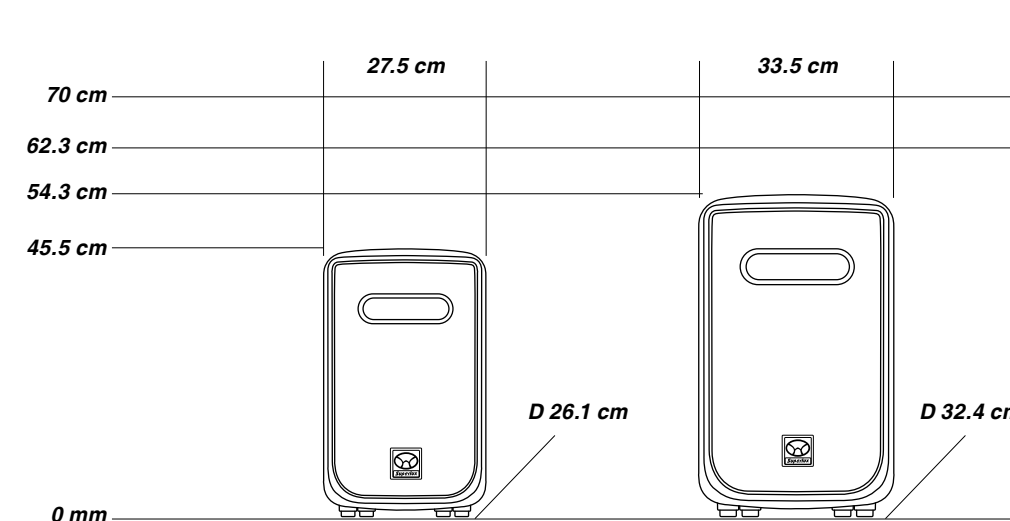
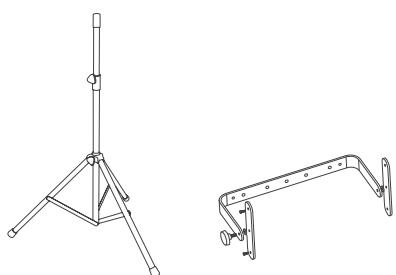
- 本系列包括主動式及被動式音箱
- 高靈敏度長衝程低音單元。提供深沉低音單元及音響能量
- 高音量輸出精準鈦金屬壓縮式驅動單元
- 輕量化的結構提供最佳移動的便利性
- 人體工學的把手易於搬運及擺設
- 45°或55°舞台監聽音箱反饋角度
- 寬而平順的涵蓋角度
- 直接連接輸出接口，可連接至另一音箱
- 可懸吊、音箱架安裝、反饋監聽音箱使用、堆疊及牆面安裝

## 主動式全音域音箱加上以下特徵

- 全音域音箱具有二音路最佳雙功放設計
- 內置聲音處理器提供最佳系統控制及喇叭保護
- 極低噪音麥克風前置放大器、音量控制及過載警示燈
- 內置專用兩段均衡器，以獲得最佳的調整

## 選購配件

SPS410B 音箱立架  
U型安裝架

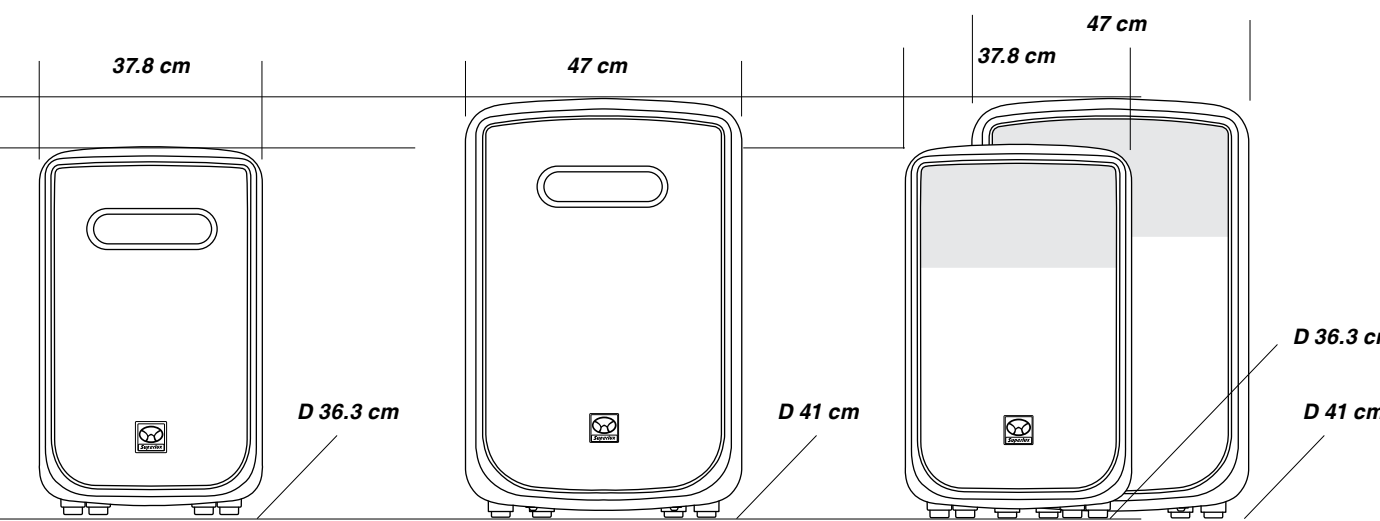


	SF8	SF10
<b>無源音箱</b>	<b>SF8</b> 8吋無源音箱 · 600瓦峰值承受功率 · 34 mm壓縮式高頻驅動器	<b>SF10</b> 10吋無源音箱 · 600瓦峰值承受功率 · 34 mm壓縮式高頻驅動器
<b>有源音箱</b>	<b>SF8A</b> 8吋有源音箱 · 200瓦功放	<b>SF10A</b> 10吋有源音箱 · 200瓦功放

規格: 無源機種		
型號	SF8	SF10
承受功率	150 W / 600 W	150 W / 600 W
額定阻抗	8 Ω	8 Ω
靈敏度 @1W/1m	93 dB SPL	94 dB SPL
最大聲壓級	121 dB SPL	122 dB SPL
保護線路	內置高頻過載保護燈	內置高頻過載保護燈
接頭	1個專業喇叭接口相容於Speakon + 1個 6.3 mm 接口	1個專業喇叭接口相容於Speakon + 1個 6.3 mm 接口
淨重	6.2 kg (13.6 lbs)	8.4 kg (18.5 lbs)

規格: 有源機種		
型號	SF8A	SF10A
低音功放	100 W RMS (D類); 160 W 峰值	100 W RMS (D類); 160 W 峰值
高頻功放	25 W RMS (AB類); 40W 峰值	25 W RMS (AB類); 40W 峰值
輸入靈敏度	高電平: 1.23 V (+4 dBu)	高電平: 1.23 V (+4 dBu)
最大聲壓級	120 dB SPL	121 dB SPL
分頻點	2.4k Hz	2.4k Hz
等化器或高通濾波器	12k Hz / ±15dB, 80 Hz / ±15dB	12k Hz / ±15dB, 80 Hz / ±15dB
輸入麥克風阻抗	麥克風: 2k Ω 高電平: 20k Ω	麥克風: 2k Ω 高電平: 20k Ω
接頭	輸入: XLR3F + 6.3 mm接口 迴路串出: XLR3M	輸入: XLR3F + 6.3 mm接口 迴路串出: XLR3M
電源插座	IEC公座	IEC公座
指示燈 (背面)	電源-綠色; 過載-紅色	電源-綠色; 過載-紅色
電源需求	115V / 60 Hz 230V / 50 Hz	115V / 60 Hz 230V / 50 Hz
淨重	8 kg (17.6 lbs)	10.2 kg (22.5 lbs)

共同規格		
型式	8吋兩音路	10吋兩音路
頻率響應 (-10 dB)	62 Hz -20 kHz	60 Hz -20 kHz
驅動單元	低音單元: L10G 鐵氧體 driver, 8" (20.3 mm) 高音單元: H25G, 1" (25.4 mm)	低音單元: L10G 鐵氧體 driver, 10" (25.4 mm) 高音單元: H25G, 1" (25.4 mm)
高音號角涵蓋角度	水平90°; 垂直45°	水平90°; 垂直45°
反饋監聽音箱角度	45° 及 55°	45° 及 55°
安裝方式	內建35mm喇叭架插孔	內建35mm喇叭架插孔
懸吊點	4個M8 (頂部2個、底部2個)	5個M8 (頂部2個、底部2個、背部1個)
箱體材質	聚丙烯 (PP)	聚丙烯 (PP)
顏色	黑色	黑色
尺寸(高×寬×深)	45.5 x 27.5 x 26.1 cm 17.9 x 10.8 x 10.3 in.	54.3 x 33.5 x 32.4 cm 21.4 x 13.2 x 12.8 in.
選購配件	SPS410B喇叭立架 AX108 U-型安裝吊架	SPS410B喇叭立架 AX110 U-型安裝吊架



	SF12	SF15	SF12AS
<b>無源音箱</b>	<b>SF12</b> 12吋無源音箱 · 1200瓦峰值承受功率 · 34 mm壓縮式高頻驅動器	<b>SF15</b> 15吋無源音箱 · 1400瓦峰值承受功率 · 34 mm壓縮式高頻驅動器	<b>SF12AS</b> 12吋有源超低音塑料音箱 · 500W D類功放 · 與SF12A有源全音域音箱配合使用，組成三音路擴聲系統
<b>有源音箱</b>	<b>SF12A</b> 12吋有源音箱 · 400瓦功放	<b>SF15A</b> 15吋有源音箱 · 400瓦功放	<b>SF15AS</b> 15吋有源超低音塑料音箱 · 500W D類功放 · 與SF15A有源全音域音箱配合使用，組成三音路擴聲系統

規格: 有源機種			
型號	SF12A	SF15A	SF12AS & SF15AS 超低音音箱特徵
承受功率	300 W / 1200 W	350 W / 1400 W	· 專業擴聲超低音塑料音箱
額定阻抗	8 Ω	8 Ω	· 高功率500W (RMS) D類功放
靈敏度	96 dB SPL	96 dB SPL	· 高聲壓長衝程低音單元
最大聲壓級	126 dB SPL	127 dB SPL	· 體積小、重量輕
保護線路	內置高頻過載保護燈	內置高頻過載保護燈	· 限幅器保護線路
接頭	1個專業喇叭接口相容於Speakon + 1個 6.3 mm 接口	1個專業喇叭接口相容於Speakon + 1個 6.3 mm 接口	· 音量控制、全音域音箱輸出及直接輸出
淨重	17.7 kg (40 lbs)	21.2 kg (46.7 lbs)	· 內建分頻器

規格: 有源機種			
型號	SF12A	SF15A	SF12AS / SF15AS
低音功放	200 W RMS (AB類); 320 W 峰值	200 W RMS (AB類); 320 W 峰值	500 W RMS (D類)
高頻功放	50 W RMS (AB類); 80 W 峰值	50 W RMS (AB類); 80 W 峰值	-
高電平: 1.23 V (+4 dBu)	125 dB SPL	124 dB SPL	128 dB SPL
2.4k Hz	12k Hz / ±15dB, 80 Hz / ±15dB	12k Hz / ±15dB, 80 Hz / ±15dB	100 Hz
麥克風: 2k Ω 高電平: 20k Ω	115V / 60 Hz 230V / 50 Hz	115V / 60 Hz 230V / 50 Hz	20.4 kg (44.9 lbs) / 23.8 kg (52.4 lbs)
輸入: XLR3F + 6.3 mm接口 迴路串出: XLR3M	20 kg (44 lbs)	23.5 kg (51.8 lbs)	

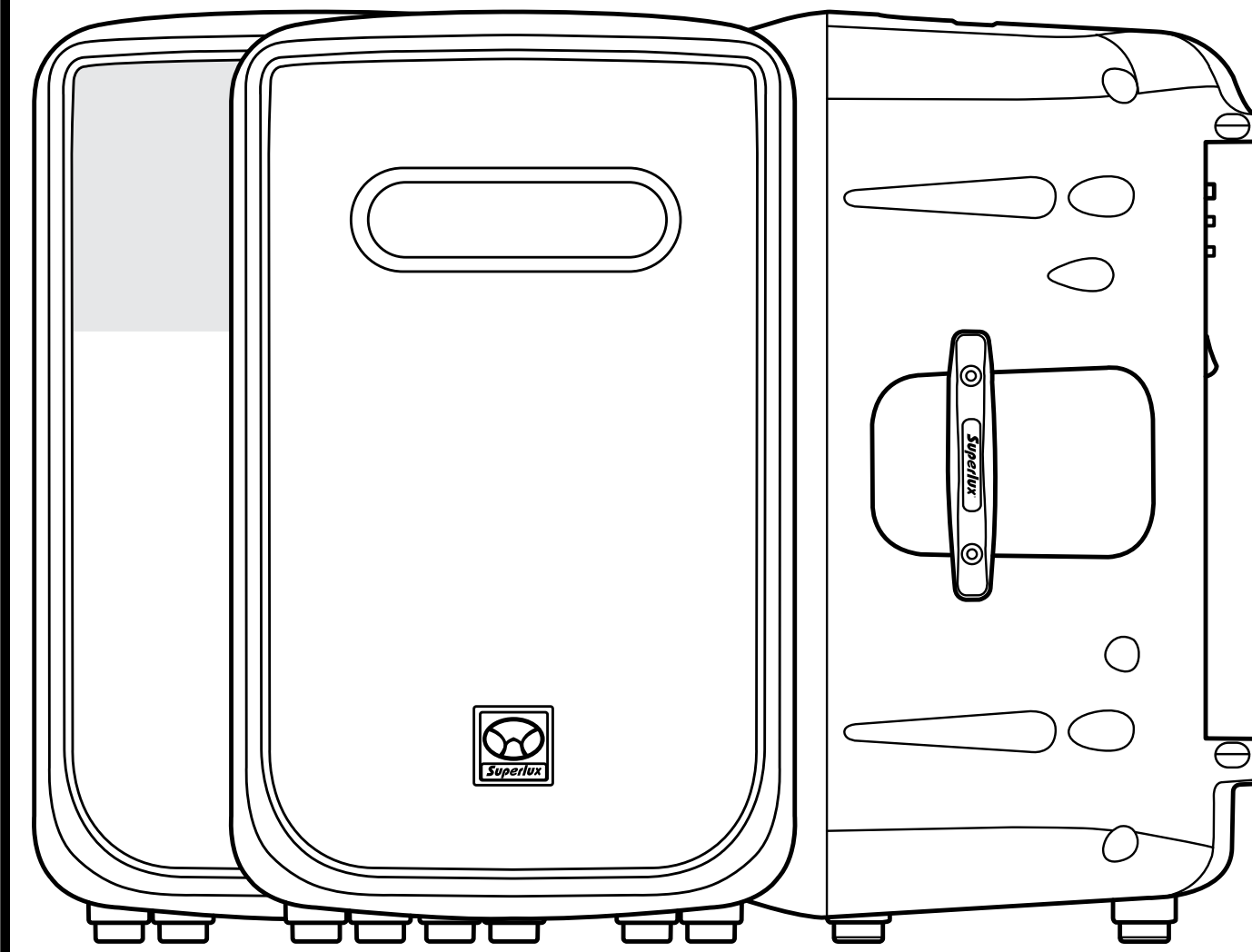
規格: 有源機種			
型式	12吋兩音路	15吋兩音路	12吋及15吋超低音箱
頻率響應 (-10 dB)	55 Hz -20k Hz	52 Hz -20k Hz	43 Hz -275 Hz / 40 Hz -275 Hz
低音單元: L12G 鐵氧體 driver, 12" (305 mm)	低音單元: L12G 鐵氧體 driver, 12" (305 mm)	低音單元: L15G 鐵氧體 driver, 15" (381 mm)	SF12AS: L12E 鐵氧體, 12" (305 mm); SF15AS: L15E 鐵氧體, 15" (381 mm)
高音單元: H34G, 1.34" (34 mm)	高音單元: H34G, 1.34" (34 mm)	高音單元: H34G, 1.34" (34 mm)	-
水平90°; 垂直45°	水平90°; 垂直45°	水平90°; 垂直45°	-
45° 及 55°	45° 及 55°	45° 及 55°	45° 及 55°
內建35mm喇叭架插孔	內建35mm喇叭架插孔	內建35mm喇叭架插孔	內建35mm喇叭架插孔
5個M8 (頂部2個、底部2個、背部1個)	5個M8 (頂部2個、底部2個、背部1個)	5個M8 (頂部2個、底部2個、背部1個)	5個M8 (頂部2個、底部2個、背部1個)
聚丙烯 (PP)	聚丙烯 (PP)	聚丙烯 (PP)	聚丙烯 (PP)
黑色	黑色	黑色	黑色
62.3 x 37.8 x 36.3 cm 24.5 x 14.9 x 14.3 in.	70 x 47 x 41 cm 27.5 x 18.5 x 16.1 in.	70 x 47 x 41 cm 27.5 x 18.5 x 16.1 in.	SF12AS: 62.3x37.8x36.3 cm, 24.5x14.9x14.3 in. SF15AS: 70x47x41 cm, 27.5x18.5x16.1 in.
SPS410B喇叭立架 AX112 U-型安裝吊架	SPS410B喇叭立架 AX115 U-型安裝吊架	SPS410B喇叭立架 AX115 U-型安裝吊架	SPS410B喇叭立架 AX112/AX115 U-型安裝吊架

規格變更，不另行通知

# SF 最高性價比系列

## 擴聲音箱

SF最高性價比系列產品包括8吋、10吋、12吋、15吋全音域塑料擴聲音箱，含有源機種及無源機種，另有12吋及15吋有源超低音塑料音箱。



**Superlux**

舒伯樂

中國地區營銷和業務  
旭廣企業發展(上海)有限公司  
021-69223756  
shsales@superlux.com.tw  
support\_cn@superlux.com.tw

國際營銷和業務  
Superlux 舒伯樂 台灣  
+886-2-26931323  
sales@superlux.com.tw

www.superlux.com.tw